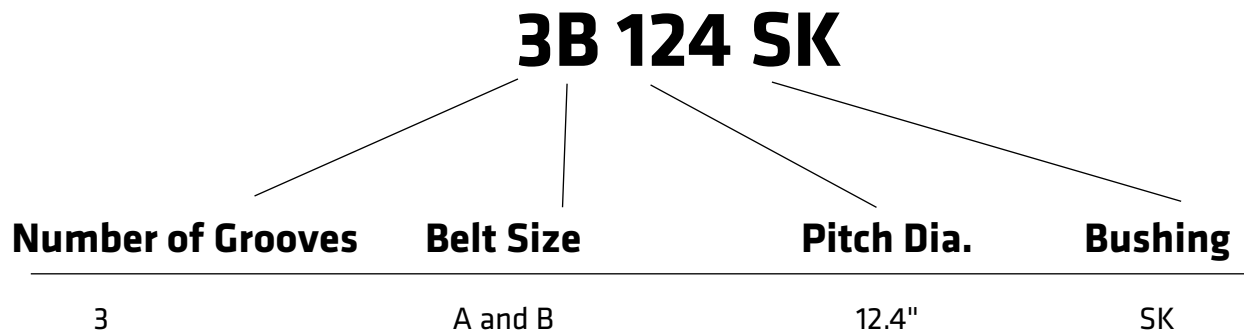
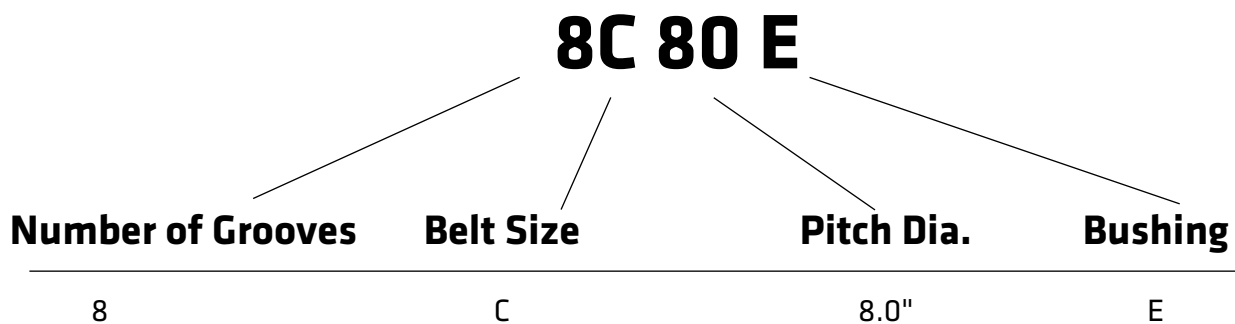


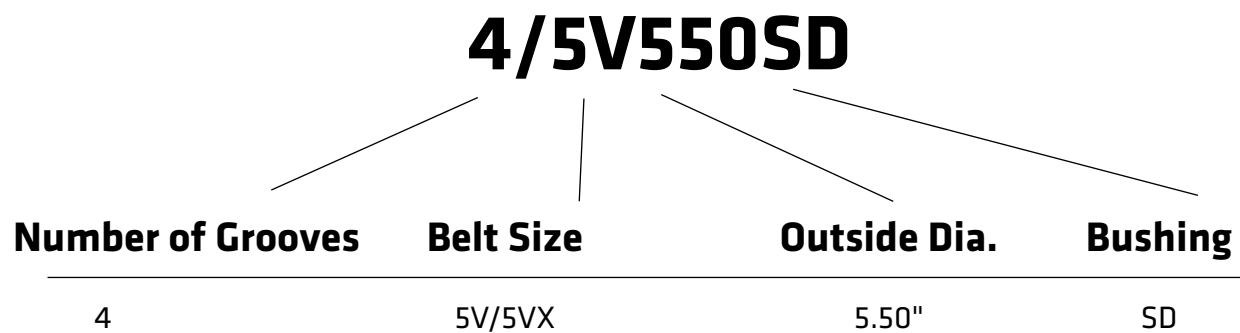
A/B QD SHEAVES



C QD SHEAVES



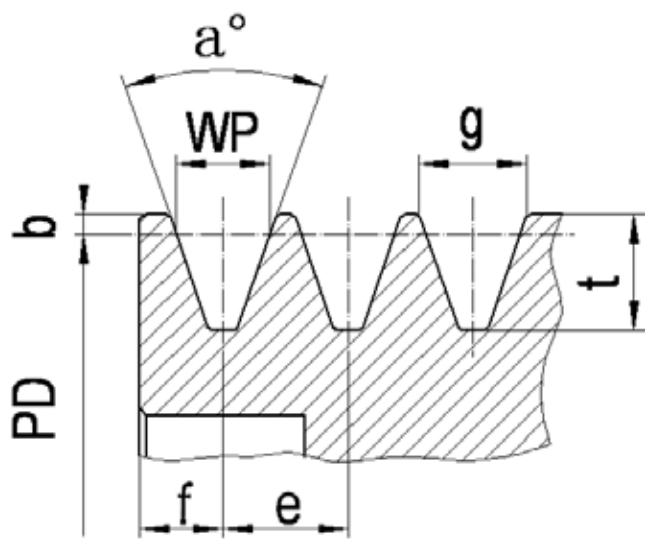
3V, 5V, and 8V QD SHEAVES



SPA, SPB, SPC, and SPZ QD METRIC SHEAVES

1/SPZ60-1008

Number of Grooves	Belt Size	Pitch Dia.	Bushing
1	SPZ	60MM	1008



(mm)

Groove Profile	WP	b	t	e	f	PD	Angle a°	g
SPZ	8.5	2.0	11.0	12	8.0	≤80	34	9.72
						>80	38	9.88
SPA	11.0	2.8	13.8	15	10.0	≤118	34	12.68
						>118	38	12.89
SPB	14.0	3.5	17.5	19	12.5	≤190	34	16.14
						>190	38	16.41
SPC	19.0	4.8	23.8	25.5	17.0	≤315	34	21.94
						>315	38	22.31